


کابلهای با روکش لاستیک



Rubber Cables

7

CONTENTS

Building Wire & Cables

Power Cables (0.6-1)KV

Instrument & Control Cables

Telecommunication & Coaxial Cables

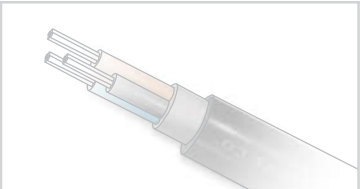
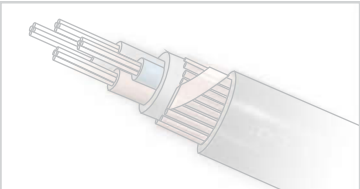
MV & HV Power Cables

Aerial Cables

Rubber Cables

1- Rubber Sheathed Cable Characteristics	117
2- Arc Welding Cable	118
3- Rubber Flat Power Cable	119
4- Rubber Power Cable	120
5- Protolon	121

Technical information & Tables



RUBBER SHEATHED CABLES

Special Characteristics :

Moisture and Water resistance (while used in deep water wells, high humid environment , dams marine platforms and structures coastline port and anchorage terminals , vessels etc) resistance against high temperature rubber (90° c) and silicon (+180° c) tolerance against sever low temperature rubber (-35° c) and silicon (-50° c) suitable to be used in tropical and arctic regions . melting and metallurgy workshops , places with direct exposure to sun ray locations with high risk of explosion flames and fires resulted from electrical shocks, resistance against petroleum oil and corrosive substances and materials (such as refineries , petrochemical complexes, excavation, cement factories , chemical and paint industries, ...) extraordinary elasticity, flexibility and softness (suitable for cranes , lifters, elevators and any other mobile vehicles that need to carry the cables with them) shock resistance and durability against friction and environment physical damages (tunnels , mountainous areas , tough and hard job workshops,...).

Production Range:

- Welding cables with rubber covering
- Power cables with rubber insulation and sheath
- Flat cables with rubber insulation and sheath
- Round & Flat control cables with rubber insulation and sheath
- Power cables with silicon insulation and sheath
- Round control cables with silicon insulation and sheath
- Instrumentation cables (Shielded & Unshielded)
- Shipboard rubber insulated and sheathed power cables
- Portable mining cable
- Special cables with rubber insulation and sheath on request

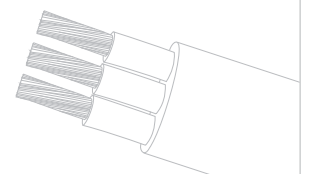


ویژگیهای خاص :

ضد آب، مقاوم در برابر حرارت‌های بالا، مقاوم در برابر مواد نفتی، انعطاف پذیری، عدم جذب آب و رطوبت (در چاههای آب مناطق مرطوب، سدها، سازه های دریایی، اسکله و پایانه‌های آبی، کشتی و انواع شناورها و ...) مقاوم در برابر حرارت‌های بالا (لاستیک C 90°+) و سیلیکون C 180°+ و سرمای شدید لاستیک C 35°- و سیلیکون C 50°- (مناطق گرمسیر و سردسیر ارگاه های ریخته گری و ذوب فلزات مناطق در معرض مستقیم تابش نور خورشید مناطق دارای مخاطرات انفجار و آتش سوزی به واسطه اتصالات برق، ...) مقاوم در برابر مواد نفتی، روغنی و مواد خورنده (پالایشگاهها، پتروشیمی ها، حفاری، کارخانجات سیمان، کارخانجات رنگ و مواد شیمیایی) انعطاف پذیری و نرمی فوق العاده (جرثقیل ها، بالابرها، آسانسور ها و هر وسیله محرکی که کابل به همراه آن دائما در حرکت است) ضربه پذیری و استحکام در برابر سایش و آسیبهای فیزیکی محیطی (تونل ها، مناطق کوهستانی، محیطهای خشن کارگاهی و ...)

انواع تولیدات :

- کابل های کنترل گرد با عایق و روکش سیلیکون
- کابل های ابزار دقیق با عایق و روکش سیلیکون (شیلددار و بدون شیلد)
- کابل های قدرت کشتی با عایق و روکش لاستیک
- کابل های معدن
- انواع کابل های خاص با عایق و روکش لاستیک
- کابل های جوشکاری با روکش لاستیک
- کابل های قدرت با عایق و روکش لاستیک
- کابل های تخت با عایق و روکش لاستیک
- کابل های کنترل گرد و تخت با عایق و روکش لاستیک
- کابل های قدرت با عایق و روکش سیلیکون



Arc Welding cable

- **Rated Voltage:** 100 V
- **Applicable Standard:** IEC 60245-6, ISIRI 1926-6
- **Harmonized code:** H01N2-D

- **Construction:**

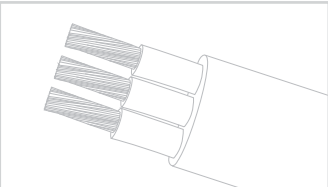
Cu or TiCu/NBR
 Conductor: Flexible annealed copper or tinned copper conductor
 Separator: Polyester tape over plain conductor
 Sheath: Rubber type EM2

- **Application:**

For use between the welding machine and the hand –electrode and the work piece, Auto mobile, Industry, Tool Making machinery, welding Robots.



No. of Cores & Cross Section	Nominal Sheath Thickness	Overall Dia. (Approx.)	Total Weight (Approx.)	Max. Conductor Resistance at 20° C
mm ²	mm	mm	kg/km	Ω/km
1x16	2.0	10	220	1.16
1x25	2.0	12	310	0.758
1x35	2.0	13	410	0.536
1x50	2.2	16	580	0.379
1x70	2.4	17.5	785	0.268
1x95	2.6	19.5	1040	0.198
1x120	2.8	22	1315	0.155
1x150	3.2	24.5	1650	0.129
1x185	3.3	26.7	1960	0.105




Rubber Insulated & Sheathed Flat Power Cable

- **Rated Voltage:** 0.6/1 KV
- **Applicable Standard:** HN 141-A(KSB)

● **Harmonized code:** H01N2-D

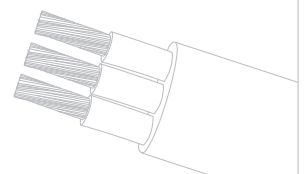
- **Construction:**
 Cu/EPDM/NBR
 Conductor: Flexible annealed stranded copper class 5
 Separator: Polyester tape over plain conductor
 Insulation: EPDM type EI7
 Laying: cores laying up parallel
 Color of cores: Black, Blue, Brown
 Sheath: EM2 type



- **Technical data:**
 1) Working temperature: Max 90°C
 2) Test voltage: 4500 v AC

- **Application:**
 For operation of submersed pumps for drinking water or waste water recycling, operation and control equipment in water systems, swimming pools lighting, etc.

No. of Cores & Cross Section	Nominal Sheath Thickness	Overall Dia. (Approx.)	Total Weight (Approx.)	Max. Conductor Resistance at 20°C
mm ²	mm	mm	kg/km	Ω/km
3x1.5	0.70	12.70x5.70	116	13.3
3x2.5	0.90	15.00x6.60	165	7.98
3x4	1.00	18.80x8.50	273	4.95
3x6	1.00	22.20x9.60	380	3.39
3x10	1.20	26.90x11.00	555	1.91
3x16	1.20	31.20x13.00	810	1.21
3x25	1.40	37.60x15.60	1220	0.780
3x35	1.40	41.40x16.60	1515	0.554
3x50	1.60	50.40x21.20	2283	0.386
3x70	1.60	56.00x22.00	2805	0.272
3x95	1.80	63.00x24.50	3742	0.206



Rubber Insulated & Sheathed Power Cable

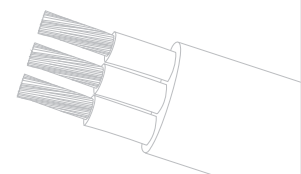
- **Rated Voltage:** 450/750 V
- **Applicable Standard:** ISIRI 1926-66 - IEC 60245-4
- **Harmonized code:** H07RN-F
- **Construction:**
 Cu/EPDM/NBR
 Conductor: Flexible annealed stranded copper class 5
 Separator: Polyester tape over plain conductor
 Insulation: EPDM type EI7
 Laying: cores laying up with optimal lay length
 Colour of core: Single core: Black Twin core: Black, Blue
 3 core : Black , Blue , Brown 4 core : Black , Blue , Brown , Black
 5 core & more: white or black with numerical identified
 Outer sheath: EM2 type Acc. to CENELEC HD 22.1 S2



● **Technical data:**

- 1) Working temperature: -25°C to 90°C
- 2) Test voltage: 2500 v AC for 450/750 v

No. of Cores & Cross Section	Max Diameter of wire		Insulation Thickness	Sheathing Thickness	Overall Dia.(Approx.)	Total Weight (Approx.)	Max Conductor Resistance at 20°C		
	mm ²	mm					mm	mm	kg/km
1x10	0.3		1.20	1.80	11	190	1.91		
1x16	0.3		1.20	1.90	12.5	270	1.21		
1x25	0.3		1.40	2.00	14.5	390	0.780		
1x35	0.3		1.40	2.20	17	515	0.554		
1x50	0.3		1.60	2.40	18.50	700	0.386		
1x70	0.3		1.60	2.60	22	950	0.272		
1x95	0.3		1.80	2.80	24.8	1260	0.206		
1x120	0.3		1.80	3.00	26.8	1540	0.161		
1x150	0.3		2.00	3.20	30	1880	0.129		
1x185	0.3		2.20	3.40	31.5	2270	0.106		
1x240	0.3		2.40	3.50	34	2850	0.0801		
2x4	0.3		1.00	1.80	13	224	4.95		
2x6	0.3		1.00	2.00	14	285	3.30		
2x10	0.3		1.20	3.10	21	570	1.91		
2x16	0.3		1.20	3.30	24	780	1.21		
2x25	0.3		1.40	3.60	28	1135	0.780		
2x35	0.3		1.40	4.10	33	1525	0.544		
3x4	0.3		1.00	1.90	14	280	4.95		
3x6	0.3		1.00	2.10	15	360	3.30		
3x10	0.3		1.20	3.30	22	700	1.91		
3x16	0.3		1.20	3.50	25	980	1.21		
3x25	0.3		1.40	3.80	30	1415	0.780		
3x35	0.3		1.40	4.10	35	1880	0.554		
3x50	0.3		1.60	4.50	39	2530	0.386		
3x70	0.3		1.60	4.80	46	3460	0.272		
3x95	0.3		1.80	5.30	52	4600	0.206		
3x120	0.3		1.80	5.60	56	5570	0.161		
4x4	0.3		1.00	2.00	15.2	342	4.95		
4x6	0.3		1.00	2.30	16.7	513	3.30		
4x10	0.3		1.20	3.30	22.2	700	1.91		
4x16	0.3		1.20	3.60	27.6	1200	1.21		
4x25	0.3		1.40	4.10	33.2	1790	0.780		
4x35	0.3		1.40	4.40	38	2350	0.554		
4x50	0.3		1.60	4.80	43	3180	0.386		
4x70	0.3		1.60	5.20	51	4360	0.272		
4x95	0.3		1.80	5.90	58	5840	0.206		
3x25+16	0.3	0.3	1.40	1.20	4.10	31	1525	0.780	1.21
3x35+16	0.3	0.3	1.40	1.20	4.40	35	1935	0.544	1.21
3x50+25	0.3	0.3	1.40	1.20	4.80	39	2470	0.386	0.780
3x70+35	0.3	0.3	1.60	1.40	5.20	47	3580	0.272	0.544
3x95+50	0.3	0.3	1.80	1.60	5.90	53	4550	0.206	0.386



Moghan Wire & Cable Co.

Protolon

- **Rated Voltage:** 6/10 KV
- **Applicable Standard:** VDE 0250-813

- **Harmonized code:** (N)TSCGEWOU (SB)

- **Construction:**

TiCu/SC/EPR/SC/TiCWB/CPE or PROTOFIRM outer sheath

Conductor: Flexible tinned copper class 5

Conductor Shield: Inner Semi conductive layer

Insulation: EPR rubber for MV

Insulation Shield: Outer Semi conductive layer + Tinned copper braid

Core marking: natural color with black conductive rubber

Grounding conductor: tinned annealed copper, class 5

Ground check: EPR insulated tinned annealed copper – color Blue

Assembly: three power, one ground check and two non-insulated Grounding conductor cables together

Over Inner sheath: braid of polyamide yarn

Outer Sheath: PROTOFIRM outer sheath



- **Technical data:**

1) Permissible operating temperature: 90°C

2) Permanent tensile force: 15 N/mm²

- **Application:**

Used in dry, damp and wet places, externally, in opened mines, resistant to friction and rubbing needed plants, inside tunnels, in stone houses, in where heavy mechanical effects exist.

No. of Cores & Cross Section	Insulation Thickness	Nominal Sheath Thickness	Overall Dia. (Approx.)	Total Weight (Approx.)	Max. Conductor Resistance at 20°C
mm ²	mm	mm	mm	kg/km	Ω/km
3x25+2x25/2+1x10	3,4	5	49,1	3440	0,795
3x35+2x25/2+1x10	3,4	5,5	53,5	4160	0,565
3x50+2x25/2+1x10	3,4	6,4	56,6	4850	0,393
3x70+2x35/2+1x10	3,4	6,4	61,7	6050	0,277
3x95+2x50/2+1x10	3,4	7,3	67,5	7350	0,21
3x120+2x70/2+1x10	3,4	7,5	70,5	8730	0,164

