کابلهای قدرت فشار متوسط و قوی

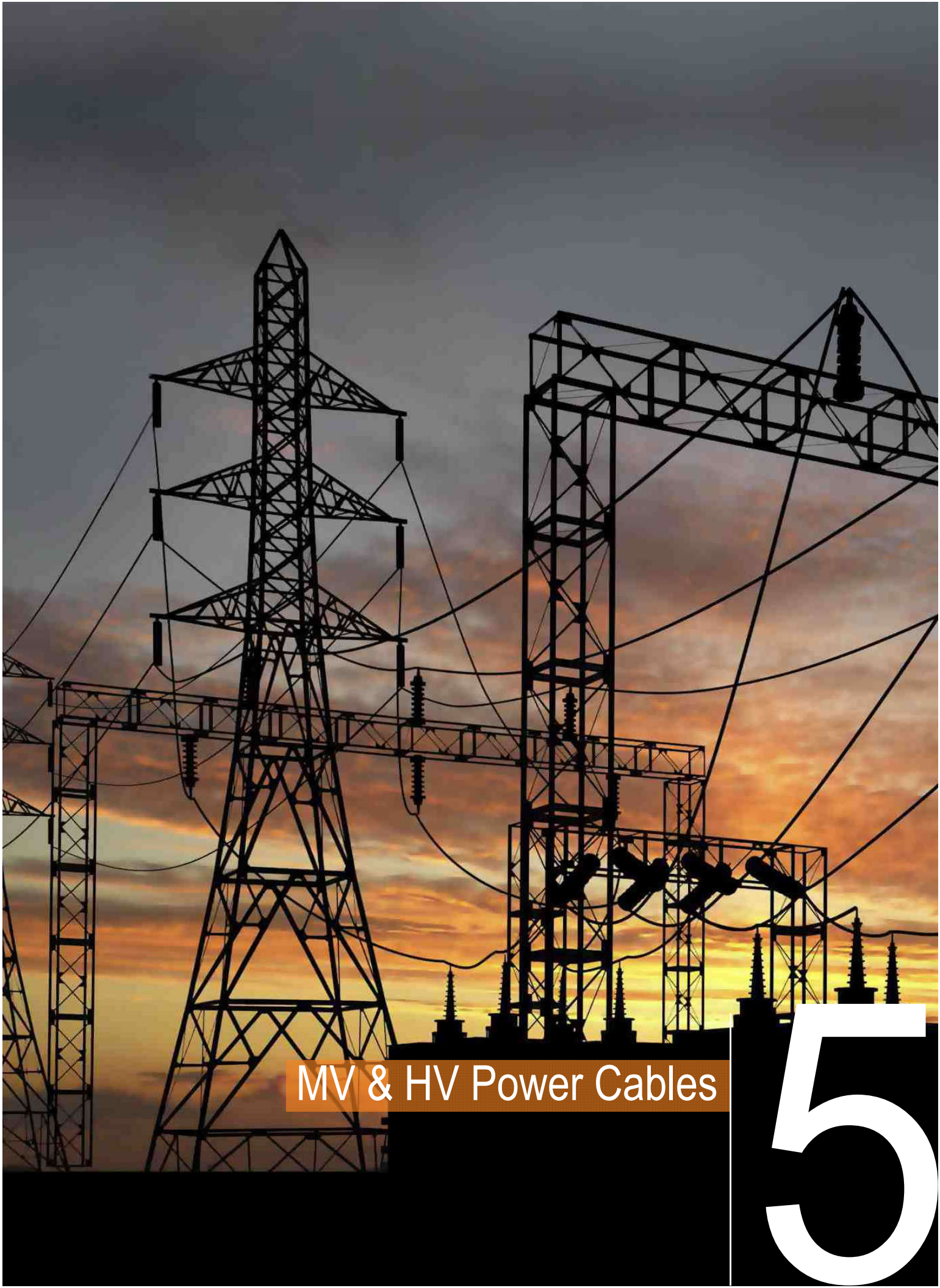

MV & HV Power Cables

5

CONTENTS

Building Wire & Cables

Power Cables (0.6-1)KV

Instrument & Control Cables

Telecommunication & Coaxial Cables

MV & HV Power Cables

1- 3.6/6 KV
- 1-1 Unarmoured Power Cables 81
- 1-2 Wire Armoured Power Cables 82
- 1-3 Tape Armoured Power Cables 83
- 1-4 ELECTRICAL CHARACTERISTICS 84

2- 6/10 KV
- 2-1 Unarmoured Power Cables 85
- 2-2 Wire Armoured Power Cables 86
- 2-3 Tape Armoured Power Cables 87
- 2-4 ELECTRICAL CHARACTERISTICS 88

3- 12/20 KV
- 3-1 Unarmoured Power Cables 89
- 3-2 Wire Armoured Power Cables 90
- 3-3 Tape Armoured Power Cablesv 91
- 3-4 ELECTRICAL CHARACTERISTICS 92

4- 18/30 KV
- 4-1 Unarmoured Power Cables 93
- 4-2 Wire Armoured Power Cables 94
- 4-3 Tape Armoured Power Cables 95
- 4-4 ELECTRICAL CHARACTERISTICS 96

5- 36/63 KV
- 5-1 Unarmoured Power Cables 97
- 5-2 Wire Armoured Power Cables 98
- 5-3 Tape Armoured Power Cables 99
- 5-4 ELECTRICAL CHARACTERISTICS 100

- 6-1 Unarmoured Water Blocking Power Cables 101
- 6-2 Wire Armoured Water Blocking Power Cables 102
- 6-3 Tape Armoured Water Blocking Power Cables 103
- 6-4 ELECTRICAL CHARACTERISTICS 104

Aerial Cables

Rubber Cables

Technical information & Tables

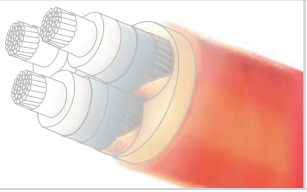

UNARMOURED XLPE MV POWER CABLES U0/U(Um)=3.6/6(7.2)KV

- **Single Core** N2XSY/ NA2XSY
- **Three Core** N2XSEY/ NA2XSEY

- **Standard:**
  IEC 60502-2
  ISIRI 3569-2
- **Construction :**
  CU or AL/SC/XLPE/SC/SCT/CWT/PET/PVC
  Stranded &Compacted Copper or Aluminium Conductor
  Conductor Screen of Semi-Conducting Compound
  Dry Cured XLPE Insulation
  Insulation Screen of Semi-Conducting Compound
  Semi-Conducting Bedding Tape
  Copper Wire Screen + Equalizing Cu Tape
  Separation Polyester Tape
  Overall Sheath PVC(1)

CONSTRUCTIONAL & DESIGN DATA

Conductor& Screen Nominal Cross Section		Conductor Diameter	Insulation Thickness	Sheath Thickness	Approx. Overall Diameter	Approx. Cable Weight	
						Copper	Aluminium
mm²		mm	mm	mm	mm	kg/km	
1x35	RM/16	6.9	2.5	1.8	20.4	720	510
1x50	RM/16	8.1	2.5	1.8	21.6	860	560
1x70	RM/16	9.7	2.5	1.8	23.2	1080	660
1x95	RM/16	11.4	2.5	1.8	24.9	1360	760
1x120	RM/16	12.7	2.5	1.8	26.2	1620	860
1x150	RM/25	14.3	2.5	1.9	28.4	1900	960
1x185	RM/25	16.0	2.5	1.9	30.1	2260	1100
1x240	RM/25	18.4	2.6	2.0	32.9	2900	1370
1x300	RM/25	20.7	2.8	2.1	35.8	3500	1600
1x400	RM/35	23.2	3.0	2.2	38.9	4500	2060
1x500	RM/35	27.0	3.2	2.4	43.5	5600	2500
1x630	RM/35	30.5	3.2	2.5	47.2	7050	3000
1x800	RM/35	34.5	3.2	2.6	51.4	8800	3600
1x1000	RM/35	39.0	3.2	2.8	57.0	10800	4300
3x35	RM/16	6.9	2.5	2.3	42	2900	2258
3x50	RM/16	8.1	2.5	2.4	45	3552	2682
3x70	RM/16	9.7	2.5	2.6	49	4417	3169
3x95	RM/16	11.4	2.5	2.7	53	5412	3678
3x120	RM/16	12.7	2.5	2.8	56	6470	4286
3x150	RM/25	14.3	2.5	2.9	60	7640	4937
3x185	RM/25	16.0	2.5	3.1	64	9080	5708
3x240	RM/25	18.4	2.6	3.2	71	11270	6857
3x300	RM/25	20.7	2.8	3.4	76	13860	8334
3x400	RM/35	23.2	3.0	3.6	84	16600	9550
3x500	RM/35	27.0	3.2	3.8	90	20000	10850

(1) On request ,other materials including PE,EPR,HFFR&LSZH is available.

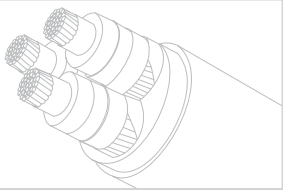

WIRE ARMOURED XLPE MV POWER CABLES U0/U(Um)=3.6/6(7.2)KV

- **Aluminium Wire Armoured Single Core N2XSYRY/ NA2XSYRY**
- **Steel Wire Armoured Three Core N2XSEYRY/ NA2XSEYRY**

Standard:
IEC 60502-2
ISIRI 3569-2

Construction :
CU or AL/SC/XLPE/SC/SCT/CWT/Bd/AWA or SWA/PVC
Stranded &Compacted Copper or Aluminium Conductor
Conductor Screen of Semi-Conducting Compound
Dry Cured XLPE Insulation
Insulation Screen of Semi-Conducting Compound
Semi-Conducting Bedding Tape
Copper Wire Screen + Equalizing Cu Tape
Separation Sheath PVC
Wire Armour
Overall Sheath PVC(1)



CONSTRUCTIONAL & DESIGN DATA

Conductor& Screen Nominal Cross Section		Conductor Diameter	Insulation Thickness	Separation Sheath Thickness	Armour Wire Dia.	Sheath Thickness	Approx. Overall Diameter	Approx. Cable Weight	
								Copper	Aluminium
mm²		mm	mm	mm	mm	mm	mm	kg/km	
1x35	RM/16	6.9	2.5	1.2	1.6	1.8	26	1150	936
1x50	RM/16	8.1	2.5	1.2	1.6	1.8	27	1500	1210
1x70	RM/16	9.7	2.5	1.2	1.6	1.9	29	1460	1044
1x95	RM/16	11.4	2.5	1.2	1.6	1.9	31	1790	1212
1x120	RM/16	12.7	2.5	1.2	1.6	2.0	32	2050	1322
1x150	RM/25	14.3	2.5	1.2	2.0	2.1	34	2500	1599
1x185	RM/25	16.0	2.5	1.2	2.0	2.1	37	3000	1876
1x240	RM/25	18.4	2.6	1.2	2.0	2.2	40	3650	2179
1x300	RM/25	20.7	2.8	1.2	2.0	2.3	42	4350	2508
1x400	RM/35	23.2	3.0	1.3	2.5	2.4	47	5580	3230
1x500	RM/35	27.0	3.2	1.3	2.5	2.5	51	6800	3750
1x630	RM/35	30.5	3.2	1.4	2.5	2.5	55	8300	4360
3x35	RM/16	6.9	2.5	1.3	2.5	2.4	48	4240	3598
3x50	RM/16	8.1	2.5	1.3	2.5	2.6	51	5400	4530
3x70	RM/16	9.7	2.5	1.4	2.5	2.7	55	6450	5262
3x95	RM/16	11.4	2.5	1.5	2.5	2.8	59	7590	5856
3x120	RM/16	12.7	2.5	1.5	3.15	3.0	63	8700	6516
3x150	RM/25	14.3	2.5	1.6	3.15	3.2	67	10020	7317
3x185	RM/25	16.0	2.5	1.7	3.15	3.3	72	11570	8198
3x240	RM/25	18.4	2.6	1.8	3.15	3.6	79	14950	10537
3x300	RM/25	20.7	2.8	1.9	3.15	3.8	85	17690	12164
3x400	RM/35	23.2	3.0	2.0	4.0	4.0	94	21500	14450
3x500	RM/35	27.0	3.2	2.1	4.0	4.1	103	25600	16450

(1) on request ,other materials including PE,EPR,HFFR&LSZH is available.

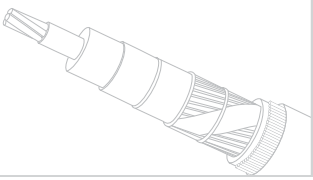

TAPE ARMOURED XLPE MV POWER CABLES U0/U(Um)=3.6/6(7.2)KV

- **Aluminium Tape Armoured Single Core N2XSYBY/ NA2XSYBY**
- **Steel Tape Armoured Three Core N2XSEYBY/ NA2XSEYBY**

Standard:
IEC 60502-2
ISIRI 3569-2

Construction :
CU or AL/SC/XLPE/SC/SCT/CWT/Bd/ATA or STA/PVC
Stranded &Compacted Copper or Aluminium Conductor
Conductor Screen of Semi-Conducting Compound
Dry Cured XLPE Insulation
Insulation Screen of Semi-Conducting Compound
Semi-Conducting Bedding Tape
Copper Wire Screen + Equalizing Cu Tape
Separation Sheath PVC
Double Tape Armour
Overall Sheath PVC (1)

CONSTRUCTIONAL & DESIGN DATA

Conductor& Screen Nominal Cross Section		Conductor Diameter	Insulation Thickness	Separation Sheath Thickness	Tape Thickness	Sheath Thickness	Approx. Overall Diameter	Approx. Cable Weight	
								Copper	Aluminium
mm²		mm	mm	mm	mm	mm	mm	kg/km	
1x35	RM/16	6.9	2.5	1.2	0.5	1.8	27	1150	936
1x50	RM/16	8.1	2.5	1.2	0.5	1.8	28	1500	1210
1x70	RM/16	9.7	2.5	1.2	0.5	1.9	30	1450	1034
1x95	RM/16	11.4	2.5	1.2	0.5	1.9	32	1770	1192
1x120	RM/16	12.7	2.5	1.2	0.5	2.0	33	2050	1322
1x150	RM/25	14.3	2.5	1.2	0.5	2.1	35	2450	1549
1x185	RM/25	16.0	2.5	1.2	0.5	2.1	37	2900	1776
1x240	RM/25	18.4	2.6	1.2	0.5	2.2	39	3500	2029
1x300	RM/25	20.7	2.8	1.2	0.5	2.3	41	4200	2358
1x400	RM/35	23.2	3.0	1.3	0.5	2.4	45	5200	2850
1x500	RM/35	27.0	3.2	1.3	0.5	2.5	49	6300	3250
1x630	RM/35	30.5	3.2	1.4	0.5	2.6	52	7800	3860
3x35	RM/16	6.9	2.5	1.3	0.5	2.5	50	3440	2798
3x50	RM/16	8.1	2.5	1.3	0.5	2.6	53	4090	3220
3x70	RM/16	9.7	2.5	1.4	0.5	2.8	56	5000	3752
3x95	RM/16	11.4	2.5	1.5	0.5	2.9	60	6080	4346
3x120	RM/16	12.7	2.5	1.5	0.5	3.0	64	7090	4906
3x150	RM/25	14.3	2.5	1.6	0.5	3.2	68	8280	5577
3x185	RM/25	16.0	2.5	1.7	0.5	3.3	71	9800	6428
3x240	RM/25	18.4	2.6	1.8	0.5	3.5	77	12000	7587
3x300	RM/25	20.7	2.8	1.9	0.5	3.6	82	14540	9014
3x400	RM/35	23.2	3.0	2.0	0.8	3.9	91	18400	11350
3x500	RM/35	27.0	3.2	2.1	0.8	4.0	99	22200	13050

(1) on request ,other materials including PE,EPR,HFFR&LSZH is available.

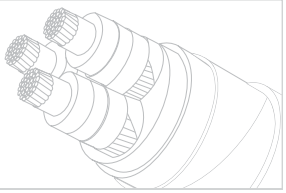

Electrical Characteristics

XLPE MV POWER CABLES U0/U(Um)=3.6/6(7.2) KV

SINGLE CORE

Conductor & Screen Nominal Cross Section		Max DC Resistance of Conductor at 20ºC	Effective AC Resistance of Conductor at 90ºC		Inductance		Capacitance
mm²		Ω/Km	Ω/Km		mH/Km		µF/Km
COPPER CONDUCTOR CABLES (N2XSY)							
1x35	RM/16	0.524	0.60	0.61	0.37	0.56	0.29
1x50	RM/16	0.387	0.50	0.52	0.35	0.54	0.31
1x70	RM/16	0.268	0.35	0.36	0.33	0.52	0.35
1x95	RM/16	0.193	0.25	0.26	0.32	0.51	0.38
1x120	RM/16	0.153	0.20	0.22	0.31	0.50	0.42
1x150	RM/25	0.124	0.16	0.18	0.31	0.49	0.46
1x185	RM/25	0.0991	0.13	0.15	0.30	0.48	0.51
1x240	RM/25	0.0754	0.10	0.12	0.29	0.47	0.55
1x300	RM/25	0.0601	0.08	0.10	0.28	0.47	0.56
1x400	RM/35	0.0470	0.07	0.09	0.28	0.46	0.59
1x500	RM/35	0.0366	0.06	0.07	0.27	0.46	0.62
1x630	RM/35	0.0283	0.05	0.06	0.27	0.45	0.69
1x800	RM/35	0.0221	0.04	0.05	0.26	0.44	0.74
1x1000	RM/35	0.0176	0.03	0.04	0.25	0.43	0.79
ALUMINIUM CONDUCTOR CABLES (NA2XSY)							
1x35	RM/16	0.868	1.10	1.15	0.37	0.56	0.29
1x50	RM/16	0.641	0.83	0.84	0.35	0.54	0.31
1x70	RM/16	0.443	0.57	0.59	0.33	0.52	0.35
1x95	RM/16	0.320	0.41	0.43	0.32	0.51	0.38
1x120	RM/16	0.253	0.33	0.34	0.31	0.50	0.42
1x150	RM/25	0.206	0.27	0.29	0.31	0.49	0.46
1x185	RM/25	0.164	0.22	0.23	0.30	0.48	0.51
1x240	RM/25	0.125	0.17	0.18	0.29	0.47	0.55
1x300	RM/25	0.100	0.14	0.15	0.28	0.47	0.56
1x400	RM/35	0.0778	0.11	0.13	0.28	0.46	0.59
1x500	RM/35	0.0605	0.09	0.11	0.27	0.46	0.62
1x630	RM/35	0.0469	0.07	0.08	0.27	0.45	0.69
1x800	RM/35	0.0367	0.06	0.07	0.26	0.44	0.74
1x1000	RM/35	0.0291	0.04	0.05	0.25	0.43	0.79

THREE CORE

COPPER CONDUCTOR CABLES (N2XSEY/N2XSEYRY/N2XSEYBY)					
3x35	RM/16	0.524	0.674	0.325	0.251
3x50	RM/16	0.387	0.497	0.312	0.302
3x70	RM/16	0.268	0.345	0.296	0.347
3x95	RM/16	0.193	0.250	0.290	0.379
3x120	RM/16	0.153	0.199	0.280	0.419
3x150	RM/25	0.124	0.164	0.277	0.460
3x185	RM/25	0.0991	0.132	0.268	0.502
3x240	RM/25	0.0754	0.102	0.261	0.541
3x300	RM/25	0.0601	0.0831	0.258	0.558
3x400	RM/35	0.0470	0.0686	0.255	0.583
3x500	RM/35	0.0366	0.0563	0.245	0.621
ALUMINIUM CONDUCTOR CABLES (NA2XSEY/NA2XSEYRY/NA2XSEYBY)					
3x35	RM/16	0.868	1.12	0.325	0.251
3x50	RM/16	0.641	0.825	0.312	0.302
3x70	RM/16	0.443	0.571	0.296	0.347
3x95	RM/16	0.320	0.414	0.290	0.379
3x120	RM/16	0.253	0.328	0.280	0.419
3x150	RM/25	0.206	0.269	0.277	0.460
3x185	RM/25	0.164	0.215	0.268	0.502
3x240	RM/25	0.125	0.166	0.261	0.541
3x300	RM/25	0.100	0.134	0.258	0.558
3x400	RM/35	0.0778	0.107	0.255	0.583
3x500	RM/35	0.0605	0.0857	0.245	0.621

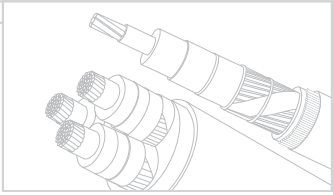

UNARMOURED XLPE MV POWER CABLES U0/U(Um)=6/10(12)KV

- **Single Core** N2XSY/ NA2XSY
- **Three Core** N2XSEY/ NA2XSEY

Standard:
IEC 60502-2
ISIRI 3569-2
VDE 0276-620

Construction :
CU or AL/SC/XLPE/SC/SCT/CWT/PET/PVC
Stranded & Compacted Copper or Aluminium Conductor
Conductor Screen of Semi-Conducting Compound
Dry Cured XLPE Insulation
Insulation Screen of Semi-Conducting Compound
Semi-Conducting Bedding Tape
Copper Wire Screen + Equalizing Cu Tape
Separation Polyester Tape
Overall Sheath PVC(¹)

CONSTRUCTIONAL & DESIGN DATA

Conductor& Screen Nominal Cross Section		Conductor Diameter	Insulation Thickness	Sheath Thickness	Approx. Overall Diameter	Approx. Cable Weight	
						Copper	Aluminium
mm²		mm	mm	mm	mm	kg/km	
1x35	RM/16	6.9	3.4	1.8	22	780	560
1x50	RM/16	8.1	3.4	1.8	24	920	630
1x70	RM/16	9.7	3.4	1.8	25	1150	730
1x95	RM/16	11.4	3.4	1.8	27	1430	840
1x120	RM/16	12.7	3.4	1.8	28	1700	950
1x150	RM/25	14.3	3.4	1.9	30	2000	1070
1x185	RM/25	16.0	3.4	2.0	32	2350	1200
1x240	RM/25	18.4	3.4	2.1	34	3000	1450
1x300	RM/25	20.7	3.4	2.1	37	3600	1700
1x400	RM/35	23.2	3.4	2.2	40	4550	2130
1x500	RM/35	27.0	3.4	2.3	44	5650	2550
1x630	RM/35	30.5	3.4	2.5	47	7100	3050
1x800	RM/35	34.5	3.4	2.6	52	8800	3650
1x1000	RM/35	39.0	3.4	2.8	57	10850	4380
3x35	RM/16	6.9	3.4	2.4	48	3320	2678
3x50	RM/16	8.1	3.4	2.6	50	3980	3110
3x70	RM/16	9.7	3.4	2.7	54	4892	3644
3x95	RM/16	11.4	3.4	2.8	57	5990	4256
3x120	RM/16	12.7	3.4	2.9	60	7010	4826
3x150	RM/25	14.3	3.4	3.1	65	8190	5487
3x185	RM/25	16.0	3.4	3.2	70	9660	6288
3x240	RM/25	18.4	3.4	3.4	75	11890	7477
3x300	RM/25	20.7	3.4	3.6	80	14240	8714
3x400	RM/35	23.2	3.4	3.8	87	17300	10250
3x500	RM/35	27.0	3.4	3.9	93	20800	11650

(¹) on request ,other materials including PE,EPR,HFFR&LSZH is available.

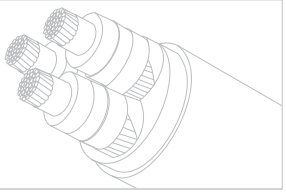

WIRE ARMOURED XLPE MV POWER CABLES U0/U(Um)=6/10(12)KV

- **Aluminium Wire Armoured Single Core N2XSYRY/ NA2XSYRY**
- **Steel Wire Armoured Three Core N2XSEYRY/ NA2XSEYRY**
- **Standard:**
  IEC 60502-2
  ISIRI 3569-2
  VDE 0276-620
- **Construction :**
  CU or AL/SC/XLPE/SC/SCT/CWT/Bd/AWA or SWA/PVC
  Stranded &Compacted Copper or Aluminium Conductor
  Conductor Screen of Semi-Conducting Compound
  Dry Cured XLPE Insulation
  Insulation Screen of Semi-Conducting Compound
  Semi-Conducting Bedding Tape
  Copper Wire Screen + Equalizing Cu Tape
  Separation Sheath PVC
  Wire Armour
  Overall Sheath PVC(1)



CONSTRUCTIONAL & DESIGN DATA

Conductor& Screen Nominal Cross Section		Conductor Diameter	Insulation Thickness	Separation Sheath Thickness	Armour Wire Dia.	Sheath Thickness	Approx. Overall Diameter	Approx. Cable Weight	
								Copper	Aluminium
mm²		mm	mm	mm	mm	mm	mm	kg/km	
1x35	RM/16	6.9	3.4	1.2	1.6	1.8	28	1150	936
1x50	RM/16	8.1	3.4	1.2	1.6	1.9	29	1300	1010
1x70	RM/16	9.7	3.4	1.2	1.6	1.9	31	1600	1184
1x95	RM/16	11.4	3.4	1.2	1.6	2.0	33	1900	1322
1x120	RM/16	12.7	3.4	1.2	2.0	2.1	35	2270	1542
1x150	RM/25	14.3	3.4	1.2	2.0	2.1	37	2600	1699
1x185	RM/25	16.0	3.4	1.2	2.0	2.2	39	3000	1876
1x240	RM/25	18.4	3.4	1.2	2.0	2.3	41	3700	2229
1x300	RM/25	20.7	3.4	1.3	2.0	2.4	44	4350	2508
1x400	RM/35	23.2	3.4	1.3	2.5	2.5	48	5450	3100
1x500	RM/35	27.0	3.4	1.4	2.5	2.6	52	6700	3650
1x630	RM/35	30.5	3.4	1.4	2.5	2.7	56	8250	4310
3x35	RM/16	6.9	3.4	1.4	2.5	2.7	53	5227	4585
3x50	RM/16	8.1	3.4	1.4	2.5	2.8	56	6000	5130
3x70	RM/16	9.7	3.4	1.5	2.5	2.9	60	7080	5832
3x95	RM/16	11.4	3.4	1.6	2.5	2.9	65	8250	6516
3x120	RM/16	12.7	3.4	1.6	2.5	3.0	68	9420	7236
3x150	RM/25	14.3	3.4	1.7	3.15	3.2	72	10740	8037
3x185	RM/25	16.0	3.4	1.8	3.15	3.4	77	13240	9868
3x240	RM/25	18.4	3.4	1.8	3.15	3.6	82	15650	11237
3x300	RM/25	20.7	3.4	1.9	3.15	3.7	87	19400	13874
3x400	RM/35	23.2	3.4	2.0	3.15	3.9	94	22500	15450
3x500	RM/35	27.0	3.4	2.2	3.15	4.0	101	26000	16850

(1) on request ,other materials including PE,EPR,HFFR&LSZH is available.

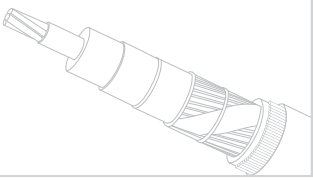

TAPE ARMOURED XLPE MV POWER CABLES U0/U(Um)=6/10(12)KV

- **Aluminium Tape Armoured Single Core N2XSYBY/ NA2XSYBY**
- **Steel Tape Armoured Three Core N2XSEYBY/ NA2XSEYBY**

Standard:
IEC 60502-2
ISIRI 3569-2
VDE0 276-620

Construction :
CU or AL/SC/XLPE/SC/SCT/CWT/Bd/ATA or STA/PVC
Stranded &Compacted Copper or Aluminium Conductor
Conductor Screen of Semi-Conducting Compound
Dry Cured XLPE Insulation
Insulation Screen of Semi-Conducting Compound
Semi-Conducting Bedding Tape
Copper Wire Screen + Equalizing Cu Tape
Separation Sheath PVC
Double Tape Armour
Overall Sheath PVC (1)

CONSTRUCTIONAL & DESIGN DATA

Conductor & Screen Nominal Cross Section		Conductor Diameter	Insulation Thickness	Separation Sheath Thickness	Tape Thickness	Sheath Thickness	Approx. Overall Diameter	Approx. Cable Weight Copper	Approx. Cable Weight Aluminium
mm²		mm	mm	mm	mm	mm	mm	kg/km	
1x35	RM/16	6.9	3.4	1.2	0.5	1.8	25	1060	850
1x50	RM/16	8.1	3.4	1.2	0.5	1.8	26	1200	900
1x70	RM/16	9.7	3.4	1.2	0.5	1.8	28	1450	1030
1x95	RM/16	11.4	3.4	1.2	0.5	1.9	30	1750	1150
1x120	RM/16	12.7	3.4	1.2	0.5	1.9	31	2030	1300
1x150	RM/25	14.3	3.4	1.2	0.5	2.0	33	2430	1500
1x185	RM/25	16.0	3.4	1.2	0.5	2.1	35	2830	1700
1x240	RM/25	18.4	3.4	1.2	0.5	2.1	37	3500	2000
1x300	RM/25	20.7	3.4	1.2	0.5	2.2	40	4170	2250
1x400	RM/35	23.2	3.4	1.3	0.5	2.4	44	5100	2700
1x500	RM/35	27.0	3.4	1.3	0.5	2.5	48	6300	3200
1x630	RM/35	30.5	3.4	1.4	0.5	2.5	52	7800	3730
3x35	RM/16	6.9	3.4	1.3	0.5	2.3	45	3890	3248
3x50	RM/16	8.1	3.4	1.3	0.5	2.4	48	4580	3710
3x70	RM/16	9.7	3.4	1.4	0.5	2.5	52	5530	4282
3x95	RM/16	11.4	3.4	1.5	0.5	2.7	56	6580	4846
3x120	RM/16	12.7	3.4	1.5	0.5	2.8	60	7650	5466
3x150	RM/25	14.3	3.4	1.6	0.5	2.9	63	8860	6157
3x185	RM/25	16.0	3.4	1.7	0.5	3.0	68	10390	7018
3x240	RM/25	18.4	3.4	1.8	0.5	3.2	73	12550	8137
3x300	RM/25	20.7	3.4	1.9	0.5	3.4	78	14990	9464
3x400	RM/35	23.2	3.4	2.0	0.8	3.7	88	19000	11950
3x500	RM/35	27.0	3.4	2.1	0.8	4.0	97	22800	13650

(1) on request ,other materials including PE,EPR,HFFR&LSZH is available.

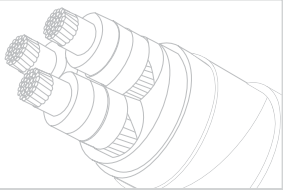

Electrical Characteristics

XLPE MV POWER CABLES U0/U(Um)=6/10(12) KV

SINGLE CORE

Conductor& Screen Nominal Cross Section		Max DC Resistance of Conductor at 20ºC	Effective AC Resistance of Conductor at 90ºC		Inductance		Capacitance
			Ω/Km		mH/Km		
mm ²		Ω/Km					μF/Km
COPPER CONDUCTOR CABLES (N2XSY)							
1x35	RM/16	0.524	0.672	0.687	0.455	0.747	0.212
1x50	RM/16	0.387	0.497	0.511	0.434	0.719	0.233
1x70	RM/16	0.268	0.345	0.359	0.409	0.685	0.270
1x95	RM/16	0.193	0.250	0.262	0.391	0.659	0.301
1x120	RM/16	0.153	0.199	0.211	0.377	0.638	0.323
1x150	RM/25	0.124	0.164	0.181	0.364	0.613	0.354
1x185	RM/25	0.0991	0.132	0.149	0.353	0.595	0.385
1x240	RM/25	0.0754	0.102	0.117	0.338	0.572	0.428
1x300	RM/25	0.0601	0.0831	0.0972	0.329	0.556	0.471
1x400	RM/35	0.0470	0.0686	0.0864	0.315	0.526	0.530
1x500	RM/35	0.0366	0.0563	0.0724	0.306	0.511	0.591
1x630	RM/35	0.0283	0.0432	0.0664	0.292	0.492	0.660
1x800	RM/35	0.0221	0.0330	0.0360	0.283	0.485	0.754
1x1000	RM/35	0.0176	0.0270	0.0290	0.280	0.472	0.828
ALUMINIUM CONDUCTOR CABLES (NA2XSY)							
1x35	RM/16	0.868	1.12	1.13	0.455	0.747	0.212
1x50	RM/16	0.641	0.825	0.840	0.434	0.719	0.233
1x70	RM/16	0.443	0.571	0.585	0.409	0.685	0.270
1x95	RM/16	0.320	0.414	0.426	0.391	0.659	0.301
1x120	RM/16	0.253	0.328	0.340	0.377	0.638	0.323
1x150	RM/25	0.206	0.269	0.287	0.364	0.613	0.354
1x185	RM/25	0.164	0.215	0.232	0.353	0.595	0.385
1x240	RM/25	0.125	0.166	0.181	0.338	0.572	0.428
1x300	RM/25	0.100	0.134	0.148	0.329	0.556	0.471
1x400	RM/35	0.0778	0.107	0.126	0.315	0.526	0.530
1x500	RM/35	0.0605	0.0857	0.103	0.306	0.511	0.591
1x630	RM/35	0.0469	0.0664	0.080	0.292	0.492	0.660
1x800	RM/35	0.0367	0.0514	0.0624	0.274	0.485	0.754
1x1000	RM/35	0.0291	0.0467	0.0495	0.270	0.472	0.828

THREE CORE

COPPER CONDUCTOR CABLES (N2XSEY/N2XSEYRY/N2XSEYBY)					
3x35	RM/16	0.524	0.672	0.347	0.225
3x50	RM/16	0.387	0.497	0.331	0.249
3x70	RM/16	0.268	0.345	0.315	0.283
3x95	RM/16	0.193	0.250	0.306	0.315
3x120	RM/16	0.153	0.199	0.296	0.347
3x150	RM/25	0.124	0.164	0.290	0.374
3x185	RM/25	0.0991	0.132	0.283	0.406
3x240	RM/25	0.0754	0.102	0.274	0.456
3x300	RM/25	0.0601	0.0831	0.268	0.495
3x400	RM/35	0.0470	0.0686	0.258	0.558
3x500	RM/35	0.0366	0.0563	0.248	0.613
ALUMINIUM CONDUCTOR CABLES (NA2XSEY/NA2XSEYRY/NA2XSEYBY)					
3x35	RM/16	0.868	1.12	0.347	0.225
3x50	RM/16	0.641	0.825	0.331	0.249
3x70	RM/16	0.443	0.571	0.315	0.283
3x95	RM/16	0.320	0.414	0.306	0.315
3x120	RM/16	0.253	0.328	0.296	0.347
3x150	RM/25	0.206	0.269	0.290	0.374
3x185	RM/25	0.164	0.215	0.283	0.406
3x240	RM/25	0.125	0.166	0.274	0.456
3x300	RM/25	0.100	0.134	0.268	0.495
3x400	RM/35	0.0778	0.107	0.258	0.558
3x500	RM/35	0.0605	0.0857	0.248	0.613

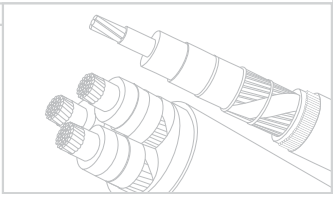

UNARMOURED XLPE MV POWER CABLES U0/U(Um)=12/20(24)KV

- **Single Core** N2XSY/ NA2XSY
- **Three Core** N2XSEY/ NA2XSEY
- **Standard:**
  IEC 60502-2
  ISIRI 3569-2
  VDE 0276-620
- **Construction :**
  CU or AL/SC/XLPE/SC/SCT/CWT/PET/PVC
  Stranded &Compacted Copper or Aluminium Conductor
  Conductor Screen of Semi-Conducting Compound
  Dry Cured XLPE Insulation
  Insulation Screen of Semi-Conducting Compound
  Semi-Conducting Bedding Tape
  Copper Wire Screen + Equalizing Cu Tape
  Separation Polyester Tape
  Overall Sheath PVC(1)

- **CONSTRUCTIONAL & DESIGN DATA**

Conductor& Screen Nominal Cross Section		Conductor Diameter	Insulation Thickness	Sheath Thickness	Approx. Overall Diameter	Approx. Cable Weight	
						Copper	Aluminium
mm²		mm	mm	mm	mm	kg/km	
1x35	RM/16	6.9	5.5	1.8	27	945	725
1x50	RM/16	8.1	5.5	1.8	28	1100	800
1x70	RM/16	9.7	5.5	1.9	30	1350	910
1x95	RM/16	11.4	5.5	1.9	31	1650	1050
1x120	RM/16	12.7	5.5	2.0	33	1920	1200
1x150	RM/25	14.3	5.5	2.1	35	2220	1300
1x185	RM/25	16.0	5.5	2.1	36	2630	1470
1x240	RM/25	18.4	5.5	2.2	39	3250	1720
1x300	RM/25	20.7	5.5	2.3	41	3890	1970
1x400	RM/35	23.2	5.5	2.4	44	4880	2540
1x500	RM/35	27.0	5.5	2.5	48	6000	2980
1x630	RM/35	30.5	5.5	2.6	52	7450	3500
1x800	RM/35	34.5	5.5	2.7	56	9200	3900
1x1000	RM/35	39.0	5.5	2.8	61	11300	4900
3x35	RM/16	6.9	5.5	2.7	56	4500	3858
3x50	RM/16	8.1	5.5	2.9	60	5215	4345
3x70	RM/16	9.7	5.5	3.0	64	6180	4932
3x95	RM/16	11.4	5.5	3.1	67	7280	5546
3x120	RM/16	12.7	5.5	3.3	70	8370	6186
3x150	RM/25	14.3	5.5	3.4	76	9700	6997
3x185	RM/25	16.0	5.5	3.5	79	11280	7908
3x240	RM/25	18.4	5.5	3.7	85	13580	9167
3x300	RM/25	20.7	5.5	3.9	90	16000	10474
3x400	RM/35	23.2	5.5	4.1	95	19900	12850
3x500	RM/35	27.0	5.5	4.2	101	23600	14450

(1) on request ,other materials including PE,EPR,HFFR&LSZH is available.

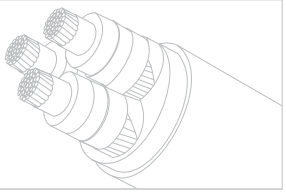

WIRE ARMOURED XLPE MV POWER CABLES U0/U(Um)=12/20(24)KV

- **Aluminium Wire Armoured Single Core N2XSYRY/ NA2XSYRY**
- **Steel Wire Armoured Three Core N2XSEYRY/ NA2XSEYRY**
- **Standard:**
  IEC 60502-2
  ISIRI 3569-2
  VDE 0276-620
- **Construction :**
  CU or AL/SC/XLPE/SC/SCT/CWT/Bd/AWA or SWA/PVC
  Stranded &Compacted Copper or Aluminium Conductor
  Conductor Screen of Semi-Conducting Compound
  Dry Cured XLPE Insulation
  Insulation Screen of Semi-Conducting Compound
  Semi-Conducting Bedding Tape
  Copper Wire Screen + Equalizing Cu Tape
  Separation Sheath PVC
  Wire Armour
  Overall Sheath PVC(1)



CONSTRUCTIONAL & DESIGN DATA

Conductor& Screen Nominal Cross Section		Conductor Diameter	Insulation Thickness	Separation Sheath Thickness	Armour Wire Dia.	Sheath Thickness	Approx. Overall Diameter	Approx. Cable Weight	
								Copper	Aluminium
mm²		mm	mm	mm	mm	mm	mm	kg/km	
1x35	RM/16	6.9	5.5	1.2	1.6	2.0	32	1400	1186
1x50	RM/16	8.1	5.5	1.2	2.0	2.1	35	1660	1370
1x70	RM/16	9.7	5.5	1.2	2.0	2.1	37	1950	1534
1x95	RM/16	11.4	5.5	1.2	2.0	2.2	38	2280	1702
1x120	RM/16	12.7	5.5	1.2	2.0	2.2	40	2590	1862
1x150	RM/25	14.3	5.5	1.2	2.0	2.3	41	2940	2639
1x185	RM/25	16.0	5.5	1.2	2.0	2.3	43	3450	2326
1x240	RM/25	18.4	5.5	1.3	2.5	2.5	47	4150	2679
1x300	RM/25	20.7	5.5	1.3	2.5	2.5	49	4900	3058
1x400	RM/35	23.2	5.5	1.4	2.5	2.6	53	6100	3750
1x500	RM/35	27.0	5.5	1.4	2.5	2.8	57	7100	4050
1x630	RM/35	30.5	5.5	1.5	2.5	2.9	60	8700	4800
3x35	RM/16	6.9	5.5	1.5	2.5	3.1	63	6700	6058
3x50	RM/16	8.1	5.5	1.6	3.15	3.1	66	7520	6650
3x70	RM/16	9.7	5.5	1.7	3.15	3.3	71	8600	7352
3x95	RM/16	11.4	5.5	1.7	3.15	3.4	75	10760	9026
3x120	RM/16	12.7	5.5	1.8	3.15	3.4	78	12070	9886
3x150	RM/25	14.3	5.5	1.8	3.15	3.5	83	13400	10697
3x185	RM/25	16.0	5.5	1.9	3.15	3.6	87	15230	11858
3x240	RM/25	18.4	5.5	2.0	3.15	3.8	93	19180	14767
3x300	RM/25	20.7	5.5	2.1	3.15	4.1	98	22600	17074
3x400	RM/35	23.2	5.5	2.2	4.0	4.4	106	25700	18650
3x500	RM/35	27.0	5.5	2.3	4.0	4.6	112	29800	20650

(1) on request ,other materials including PE,EPR,HFFR & LSZH is available.

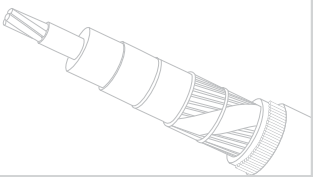

TAPE ARMOURED XLPE MV POWER CABLES U0/U(Um)=12/20(24)KV

- **Aluminium Tape Armoured Single Core N2XSYBY/ NA2XSYBY**
- **Steel Tape Armoured Three Core N2XSEYBY/ NA2XSEYBY**
- **Standard:**
  IEC 60502-2
  ISIRI 3569-2
  VDE 0276-620
- **Construction :**
  CU or AL/SC/XLPE/SC/SCT/CWT/Bd/ATA or STA/PVC
  Stranded &Compacted Copper or Aluminium Conductor
  Conductor Screen of Semi-Conducting Compound
  Dry Cured XLPE Insulation
  Insulation Screen of Semi-Conducting Compound
  Semi-Conducting Bedding Tape
  Copper Wire Screen + Equalizing Cu Tape
  Separation Sheath PVC
  Double Tape Armour
  Overall Sheath PVC (1)

CONSTRUCTIONAL & DESIGN DATA

Conductor& Screen Nominal Cross Section		Conductor Diameter	Insulation Thickness	Separation Sheath Thickness	Tape Thickness	Sheath Thickness	Approx. Overall Diameter	Approx. Cable Weight	
								Copper	Aluminium
mm²		mm	mm	mm	mm	mm	mm	kg/km	
1x35	RM/16	6.9	5.5	1.2	0.5	1.9	31	1280	1066
1x50	RM/16	8.1	5.5	1.2	0.5	2.0	33	1450	1160
1x70	RM/16	9.7	5.5	1.2	0.5	2.0	34	1700	1284
1x95	RM/16	11.4	5.5	1.2	0.5	2.1	36	2050	1472
1x120	RM/16	12.7	5.5	1.2	0.5	2.1	38	2320	1592
1x150	RM/25	14.3	5.5	1.2	0.5	2.2	39	2770	1869
1x185	RM/25	16.0	5.5	1.2	0.5	2.2	41	3170	2046
1x240	RM/25	18.4	5.5	1.3	0.5	2.4	44	3850	2379
1x300	RM/25	20.7	5.5	1.3	0.5	2.4	46	4530	2688
1x400	RM/35	23.2	5.5	1.4	0.5	2.5	50	5500	3150
1x500	RM/35	27.0	5.5	1.4	0.5	2.6	53	6700	3650
1x630	RM/35	30.5	5.5	1.5	0.5	2.7	57	8200	4260
3x35	RM/16	6.9	5.5	1.5	0.5	2.9	60	5080	4438
3x50	RM/16	8.1	5.5	1.6	0.5	3.0	62	5840	7670
3x70	RM/16	9.7	5.5	1.7	0.5	3.1	67	6860	5612
3x95	RM/16	11.4	5.5	1.7	0.5	3.2	71	8000	6266
3x120	RM/16	12.7	5.5	1.8	0.5	3.3	74	9150	6966
3x150	RM/25	14.3	5.5	1.8	0.5	3.4	78	10400	7697
3x185	RM/25	16.0	5.5	1.9	0.8	3.6	82	12000	8628
3x240	RM/25	18.4	5.5	2.0	0.8	3.8	89	15300	10887
3x300	RM/25	20.7	5.5	2.1	0.8	4.0	94	17500	11974
3x400	RM/35	23.2	5.5	2.2	0.8	4.1	101	20800	13750
3x500	RM/35	27.0	5.5	2.3	0.8	4.3	109	25000	15850

(1) on request ,other materials including PE,EPR,HFFR & LSZH is available.

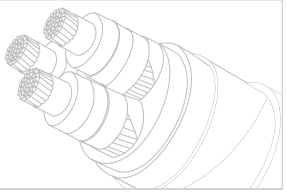

Electrical Characteristics

XLPE MV POWER CABLES U0/U(Um)=12/20(24) KV

SINGLE CORE

Conductor& Screen Nominal Cross Section		Max DC Resistance of Conductor at 20ºC	Effective AC Resistance of Conductor at 90ºC		Inductance		Capacitance
mm²		Ω/Km	Ω/Km		mH/Km		µF/Km
COPPER CONDUCTOR CABLES (N2XSY)							
1x35	RM/16	0.524	0.671	0.685	0.488	0.757	0.159
1x50	RM/16	0.387	0.497	0.509	0.465	0.729	0.175
1x70	RM/16	0.268	0.345	0.357	0.438	0.695	0.196
1x95	RM/16	0.193	0.249	0.261	0.419	0.668	0.216
1x120	RM/16	0.153	0.198	0.209	0.403	0.645	0.235
1x150	RM/25	0.124	0.163	0.179	0.389	0.622	0.254
1x185	RM/25	0.0991	0.132	0.147	0.377	0.605	0.273
1x240	RM/25	0.0754	0.102	0.116	0.361	0.581	0.304
1x300	RM/25	0.0601	0.0827	0.0958	0.350	0.565	0.329
1x400	RM/35	0.0470	0.0681	0.0848	0.335	0.536	0.368
1x500	RM/35	0.0366	0.0557	0.0709	0.326	0.519	0.402
1x630	RM/35	0.0283	0.0432	0.0602	0.311	0.485	0.473
ALUMINIUM CONDUCTOR CABLES (NA2XSY)							
1x35	RM/16	0.868	1.12	1.13	0.488	0.757	0.159
1x50	RM/16	0.641	0.825	0.840	0.465	0.729	0.175
1x70	RM/16	0.443	0.571	0.585	0.438	0.695	0.196
1x95	RM/16	0.320	0.414	0.426	0.419	0.668	0.216
1x120	RM/16	0.253	0.328	0.340	0.403	0.645	0.235
1x150	RM/25	0.206	0.269	0.287	0.389	0.622	0.254
1x185	RM/25	0.164	0.215	0.232	0.377	0.605	0.273
1x240	RM/25	0.125	0.166	0.181	0.361	0.581	0.304
1x300	RM/25	0.100	0.134	0.148	0.350	0.565	0.329
1x400	RM/35	0.0778	0.107	0.126	0.335	0.536	0.368
1x500	RM/35	0.0605	0.0857	0.103	0.326	0.519	0.402
1x630	RM/35	0.0469	0.0664	0.080	0.311	0.485	0.473

THREE CORE

COPPER CONDUCTOR CABLES (N2XSEY/N2XSEYRY/N2XSEYBY)					
3x35	RM/16	0.524	0.671	0.382	0.159
3x50	RM/16	0.387	0.497	0.369	0.175
3x70	RM/16	0.268	0.345	0.350	0.196
3x95	RM/16	0.193	0.249	0.341	0.216
3x120	RM/16	0.153	0.199	0.328	0.235
3x150	RM/25	0.124	0.163	0.322	0.254
3x185	RM/25	0.0991	0.132	0.309	0.273
3x240	RM/25	0.0754	0.102	0.299	0.304
3x300	RM/25	0.0601	0.0827	0.290	0.329
3x400	RM/35	0.0470	0.0681	0.280	0.368
3x500	RM/35	0.0366	0.0557	0.271	0.402
ALUMINIUM CONDUCTOR CABLES (NA2XSEY/NA2XSEYRY/NA2XSEYBY)					
3x35	RM/16	0.868	1.12	0.382	0.159
3x50	RM/16	0.641	0.825	0.369	0.175
3x70	RM/16	0.443	0.571	0.350	0.196
3x95	RM/16	0.320	0.413	0.341	0.216
3x120	RM/16	0.253	0.328	0.328	0.235
3x150	RM/25	0.206	0.269	0.322	0.254
3x185	RM/25	0.164	0.215	0.309	0.273
3x240	RM/25	0.125	0.165	0.299	0.304
3x300	RM/25	0.100	0.133	0.290	0.329
3x400	RM/35	0.0778	0.107	0.280	0.368
3x500	RM/35	0.0605	0.0852	0.271	0.402

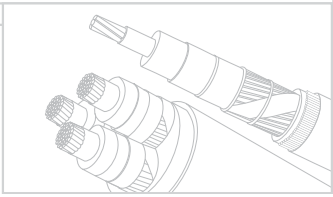

UNARMOURED XLPE MV POWER CABLES U0/U(Um)=18/30(36)KV

- **Single Core** N2XSY/ NA2XSY
- **Three Core** N2XSEY/ NA2XSEY

Standard:
IEC 60502-2
ISIRI 3569-2
VDE 0276-620

Construction :
CU or AL/SC/XLPE/SC/SCT/CWT/PET/PVC
Stranded &Compacted Copper or Aluminium Conductor
Conductor Screen of Semi-Conducting Compound
Dry Cured XLPE Insulation
Insulation Screen of Semi-Conducting Compound
Semi-Conducting Bedding Tape
Copper Wire Screen + Equalizing Cu Tape
Separation Polyester Tape
Overall Sheath PVC(1)

CONSTRUCTIONAL & DESIGN DATA

Conductor& Screen Nominal Cross Section		Conductor Diameter	Insulation Thickness	Sheath Thickness	Approx. Overall Diameter	Approx. Cable Weight	
						Copper	Aluminium
mm²		mm	mm	mm	mm	kg/km	
1x35	RM/16	6.9	8	2.0	32	1110	970
1x50	RM/16	8.1	8	2.0	33	1380	1070
1x70	RM/16	9.7	8	2.1	35	1630	1200
1x95	RM/16	11.4	8	2.1	37	1950	1350
1x120	RM/16	12.7	8	2.2	38	2230	1480
1x150	RM/25	14.3	8	2.2	40	2550	1630
1x185	RM/25	16.0	8	2.3	42	2950	1800
1x240	RM/25	18.4	8	2.4	44	3600	2100
1x300	RM/25	20.7	8	2.5	47	4300	2380
1x400	RM/35	23.2	8	2.6	50	5200	2750
1x500	RM/35	27.0	8	2.7	54	6350	3200
1x630	RM/35	30.5	8	2.8	58	7800	3800
1x800	RM/35	34.5	8	2.9	62	9600	4450
1x1000	RM/35	39.0	8	3.0	67	11800	5300
3x35	RM/16	6.9	8	3.0	68	6050	5408
3x50	RM/16	8.1	8	3.2	71	6890	6020
3x70	RM/16	9.7	8	3.3	74	7970	6722
3x95	RM/16	11.4	8	3.5	78	9160	7426
3x120	RM/16	12.7	8	3.6	82	10370	8186
3x150	RM/25	14.3	8	3.6	86	11600	8897
3x185	RM/25	16.0	8	3.9	90	13200	9828
3x240	RM/25	18.4	8	4.0	95	15860	11447
3x300	RM/25	20.7	8	4.2	100	18100	12574
3x400	RM/35	23.2	8	4.4	108	21300	14250
3x500	RM/35	27.0	8	4.6	116	25900	16750

(1) In request ,other materials including PE,EPR,HFFR&LSZH is available.

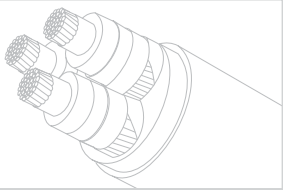

WIRE ARMOURED XLPE MV POWER CABLES U0/U(Um)=18/30(36)KV

- **Aluminium Wire Armoured Single Core N2XSYRY/ NA2XSYRY**
- **Steel Wire Armoured Three Core N2XSEYRY/ NA2XSEYRY**
- **Standard:**
  IEC 60502-2
  ISIRI 3569-2
  VDE 0276-620
- **Construction :**
  CU or AL/SC/XLPE/SC/SCT/CWT/Bd/AWA or SWA/PVC
  Stranded &Compacted Copper or Aluminium Conductor
  Conductor Screen of Semi-Conducting Compound
  Dry Cured XLPE Insulation
  Insulation Screen of Semi-Conducting Compound
  Semi-Conducting Bedding Tape
  Copper Wire Screen + Equalizing Cu Tape
  Separation Sheath PVC
  Wire Armour
  Overall Sheath PVC(1)



- **CONSTRUCTIONAL & DESIGN DATA**

Conductor& Screen Nominal Cross Section		Conductor Diameter	Insulation Thickness	Separation Sheath Thickness	Armour Wire Dia.	Sheath Thickness	Approx. Overall Diameter	Approx. Cable Weight	
								Copper	Aluminium
mm²		mm	mm	mm	mm	mm	mm	kg/km	
1x35	RM/16	6.9	8	1.2	2.0	2.1	39	1710	1400
1x50	RM/16	8.1	8	1.2	2.0	2.2	40	2050	1750
1x70	RM/16	9.7	8	1.2	2.0	2.3	42	2350	1940
1x95	RM/16	11.4	8	1.2	2.0	2.3	44	2700	2100
1x120	RM/16	12.7	8	1.3	2.5	2.4	45	3190	2440
1x150	RM/25	14.3	8	1.3	2.5	2.5	48	3650	2730
1x185	RM/25	16.0	8	1.3	2.5	2.5	50	4100	2950
1x240	RM/25	18.4	8	1.4	2.5	2.6	53	4850	3350
1x300	RM/25	20.7	8	1.4	2.5	2.7	55	5550	3650
1x400	RM/35	23.2	8	1.5	2.5	2.8	58	6600	4150
1x500	RM/35	27.0	8	1.5	2.5	3.0	63	7800	4700
1x630	RM/35	30.5	8	1.6	3.15	3.2	69	8900	7960
3x35	RM/16	6.9	8	1.8	3.15	3.4	78	11500	10858
3x50	RM/16	8.1	8	1.8	3.15	3.5	79	12540	11670
3x70	RM/16	9.7	8	1.9	3.15	3.6	83	13800	12552
3x95	RM/16	11.4	8	1.9	3.15	3.7	87	15630	13896
3x120	RM/16	12.7	8	2.0	4.0	3.9	93	16840	14656
3x150	RM/25	14.3	8	2.1	4.0	4.0	96	19000	16297
3x185	RM/25	16.0	8	2.1	4.0	4.1	100	22020	18648
3x240	RM/25	18.4	8	2.2	4.0	4.3	106	23500	19087
3x300	RM/25	20.7	8	2.3	4.0	4.5	113	26500	20974
3x400	RM/35	23.2	8	2.4	5.0	4.8	121	33800	26750
3x500	RM/35	27.0	8	2.5	5.0	5	130	39500	30350

(1) on request ,other materials including PE,EPR,HFFR & LSZH is available.

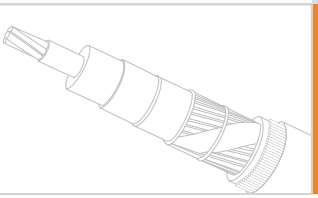

TAPE ARMOURED XLPE MV POWER CABLES U0/U(Um)=18/30(36)KV

- **Aluminium Tape Armoured Single Core N2XSYBY/ NA2XSYBY**
- **Steel Tape Armoured Three Core N2XSEYBY/ NA2XSEYBY**
- **Standard:**
  IEC 60502-2
  ISIRI 3569-2
  VDE 0276-620
- **Construction :**
  CU or AL/SC/XLPE/SC/SCT/CWT/Bd/ATA or STA/PVC
  Stranded &Compacted Copper or Aluminium Conductor
  Conductor Screen of Semi-Conducting Compound
  Dry Cured XLPE Insulation
  Insulation Screen of Semi-Conducting Compound
  Semi-Conducting Bedding Tape
  Copper Wire Screen + Equalizing Cu Tape
  Separation Sheath PVC
  Double Tape Armour
  Overall Sheath PVC (1)

CONSTRUCTIONAL & DESIGN DATA

Conductor& Screen Nominal Cross Section		Conductor Diameter	Insulation Thickness	Separation Sheath Thickness	Tape Thickness	Sheath Thickness	Approx. Overall Diameter	Approx. Cable Weight	
								Copper	Aluminium
mm²		mm	mm	mm	mm	mm	mm	kg/km	
1x35	RM/16	6.9	8	1.2	0.5	0.5	36	1490	1250
1x50	RM/16	8.1	8	1.2	0.5	0.5	38	1780	1390
1x70	RM/16	9.7	8	1.2	0.5	0.5	40	2060	1550
1x95	RM/16	11.4	8	1.2	0.5	0.5	41	2400	1700
1x120	RM/16	12.7	8	1.3	0.5	0.5	43	2730	1900
1x150	RM/25	14.3	8	1.3	0.5	0.5	45	3150	2230
1x185	RM/25	16.0	8	1.3	0.5	0.5	47	3600	2450
1x240	RM/25	18.4	8	1.4	0.5	0.5	49	4330	2800
1x300	RM/25	20.7	8	1.4	0.5	0.5	52	5000	3100
1x400	RM/35	23.2	8	1.5	0.5	0.5	55	6000	3580
1x500	RM/35	27.0	8	1.5	0.5	0.5	59	7200	4100
1x630	RM/35	30.5	8	1.6	0.5	0.5	62	8500	4560
3x35	RM/16	6.9	8	1.8	0.5	3.3	74	7250	6608
3x50	RM/16	8.1	8	1.8	0.5	3.4	75	8140	7270
3x70	RM/16	9.7	8	1.9	0.5	3.5	79	10050	8802
3x95	RM/16	11.4	8	1.9	0.8	3.6	84	11340	4606
3x120	RM/16	12.7	8	2.0	0.8	3.7	87	12650	10466
3x150	RM/25	14.3	8	2.1	0.8	3.8	91	13950	11247
3x185	RM/25	16.0	8	2.1	0.8	4.0	95	15650	12278
3x240	RM/25	18.4	8	2.2	0.8	4.2	101	18490	14077
3x300	RM/25	20.7	8	2.3	0.8	4.3	106	21200	15674
3x400	RM/35	23.2	8	2.4	0.8	4.5	113	25000	18000
3x500	RM/35	27.0	8	2.5	0.8	4.6	119	29000	19850

(1) on request ,other materials including PE,EPR,HFFR & LSZH is available.

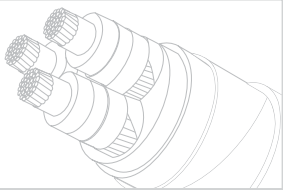

Electrical Characteristics

XLPE MV POWER CABLES U0/U(Um)=18/30(36) KV

Conductor& Screen Nominal Cross Section		Max DC Resistance of Conductor at 20ºC	Effective AC Resistance of Conductor at 90ºC		Inductance		Capacitance
mm²		Ω/Km	Ω/Km		mH/Km		µF/Km
COPPER CONDUCTOR CABLES (N2XSY)							
1x35	RM/16	0.524	0.671	0.683	0.521	0.768	0.212
1x50	RM/16	0.387	0.496	0.508	0.496	0.740	0.233
1x70	RM/16	0.268	0.345	0.355	0.468	0.705	0.270
1x95	RM/16	0.193	0.249	0.259	0.474	0.678	0.301
1x120	RM/16	0.153	0.198	0.208	0.430	0.656	0.323
1x150	RM/25	0.124	0.163	0.177	0.415	0.632	0.354
1x185	RM/25	0.0991	0.131	0.145	0.402	0.615	0.385
1x240	RM/25	0.0754	0.101	0.114	0.384	0.591	0.428
1x300	RM/25	0.0601	0.0823	0.0944	0.373	0.575	0.471
1x400	RM/35	0.0470	0.0677	0.0831	0.357	0.545	0.530
1x500	RM/35	0.0366	0.0552	0.0695	0.346	0.529	0.591
1x630	RM/35	0.0283	0.0411	0.0452	0.323	0.497	0.660
ALUMINIUM CONDUCTOR CABLES (NA2XSY)							
1x35	RM/16	0.868	1.12	1.13	0.521	0.768	0.212
1x50	RM/16	0.641	0.825	0.840	0.496	0.740	0.233
1x70	RM/16	0.443	0.571	0.585	0.468	0.705	0.270
1x95	RM/16	0.320	0.414	0.426	0.474	0.678	0.301
1x120	RM/16	0.253	0.328	0.340	0.430	0.656	0.323
1x150	RM/25	0.206	0.269	0.287	0.415	0.632	0.354
1x185	RM/25	0.164	0.215	0.232	0.402	0.615	0.385
1x240	RM/25	0.125	0.166	0.181	0.384	0.591	0.428
1x300	RM/25	0.100	0.134	0.148	0.373	0.575	0.471
1x400	RM/35	0.0778	0.107	0.126	0.357	0.545	0.530
1x500	RM/35	0.0605	0.0857	0.103	0.346	0.529	0.591
1x630	RM/35	0.0469	0.0664	0.080	0.323	0.497	0.660

SINGLE CORE

COPPER CONDUCTOR CABLES (N2XSEY/N2XSEYRY/N2XSEYBY)					
3x35	RM/16	0.524	0.671	0.417	0.125
3x50	RM/16	0.387	0.496	0.408	0.136
3x70	RM/16	0.268	0.345	0.389	0.151
3x95	RM/16	0.193	0.249	0.373	0.165
3x120	RM/16	0.153	0.198	0.360	0.178
3x150	RM/25	0.124	0.163	0.350	0.191
3x185	RM/25	0.0991	0.131	0.341	0.205
3x240	RM/25	0.0754	0.101	0.325	0.227
3x300	RM/25	0.0601	0.0823	0.315	0.244
3x400	RM/35	0.0470	0.0677	0.306	0.271
3x500	RM/35	0.0366	0.0552	0.296	0.295
ALUMINIUM CONDUCTOR CABLES (NA2XSEY/NA2XSEYRY/NA2XSEYBY)					
3x35	RM/16	0.868	1.12	0.417	0.125
3x50	RM/16	0.641	0.825	0.408	0.136
3x70	RM/16	0.443	0.571	0.389	0.151
3x95	RM/16	0.320	0.413	0.373	0.165
3x120	RM/16	0.253	0.327	0.360	0.178
3x150	RM/25	0.206	0.269	0.350	0.191
3x185	RM/25	0.164	0.215	0.341	0.205
3x240	RM/25	0.125	0.165	0.325	0.227
3x300	RM/25	0.100	0.133	0.315	0.244
3x400	RM/35	0.0778	0.106	0.306	0.271
3x500	RM/35	0.0605	0.0849	0.296	0.295

THREE CORE

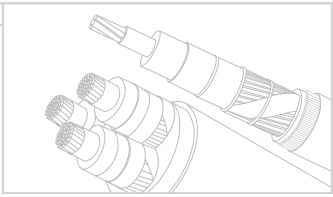

UNARMOURED XLPE H.V. POWER CABLES U0/U(Um)= 36/63(72.5)KV(1)

N2XSY/NA2XSY

Standard:
IEC 60840 ، VDE 0276 -632

Construction :
CU or AL/SCT/SC/XLPE/SC/SCT(WB)/CWS/PET/PVC
Stranded and compacted Aluminum or copper conductor
semi-conducting tape
inner semi conductor
XLPE insulation
outer semi conductor
Water blocking semi conducting tape
copper wire screen + copper tape applied helically
polyester tape
PVC outer sheath (2)

CONSTRUCTIONAL & DESIGN DATA

Conductor & Screen Nominal Cross Section	Conductor Diameter	Insulation Thickness	Diameter over Insulation	Outer Sheath Thickness	Approx. Overall Diameter
No.xmm²	mm	mm	mm	mm	mm
1x185 RM/25	16	10.5	39	2.5	49
1x240 RM/25	18.4	10.5	42	2.6	51
1x300 RM/25	20.5	10.5	44	2.7	54
1x400 RM/35	23.3	10.5	47	2.8	57
1x500 RM/50	26.5	10.5	50	2.9	61
1x630 RM/50	30.2	10.5	54	3	65
1x800 RM/50	34.5	10.5	58	3.2	69
1x1000 RM/50	39	10.5	63	3.3	74
1x1200 RM/50	42	10.5	66	3.5	77

Max .conductor temperature in continuous operation : 90°C
Max . conductor temperature in short circuit.250°C

(1) Dry curing/Dry cooling Dry: Nitrogen gas
(2) HDPE , halogen free and low smoke, chemical resistant, low smoke PVC, anti rodent over sheath. is also available on request .

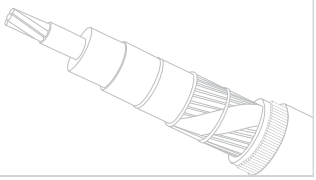

WIRE ARMOURED XLPE H.V . POWER CABLES U0/U(Um)= 36/63(72.5)KV(1)

N2XSYRY/NA2XSYRY

Standard:
IEC 60840 , VDE 0276-632

Construction :
CU or AL/SCT/SC/XLPE/SC/SCT(WB)/CWS/PET/PVC(Bd)/AWA/PVC
Stranded and compacted Aluminum or copper conductor
inner semi conductor
XLPE insulation
outer semi conductor
water blocking semi conducting tape
copper wire screen + copper tape applied helically
polyester tape
PVC inner sheath
Aluminum wire armor
PVC outer sheath(2)

CONSTRUCTIONAL & DESIGN DATA

Conductor & Screen Nominal Cross Section	Conductor Diameter	Insulation Thickness	Diameter over Insulation	Armour Wire Dia.	Outer Sheath Thickness	Approx. Overall Diameter
No.xmm²	mm	mm	mm	mm	mm	mm
1x185 RM/25	16	10.5	39	2.5	2.8	58
1x240 RM/25	18.4	10.5	42	3.15	2.9	62
1x300 RM/25	20.5	10.5	44	3.15	3	64
1x400 RM/35	23.3	10.5	47	3.15	3.1	67
1x500 RM/50	26.5	10.5	50	3.15	3.2	71
1x630 RM/50	30.2	10.5	54	3.15	3.4	75
1x800 RM/50	34.5	10.5	58	3.15	3.5	80
1x1000 RM/50	39	10.5	63	3.15	3.7	85
1x1200 RM/50	42	10.5	66	3.15	3.8	88

Max .conductor temperature in continuous operation : 90°C
Max . conductor temperature in short circuit.250°C

(1) Dry curing/Dry cooling Dry: Nitrogen gas
(2) HDPE , halogen free and low smoke, chemical resistant, low smoke PVC, anti rodent over sheath. is also available on request .

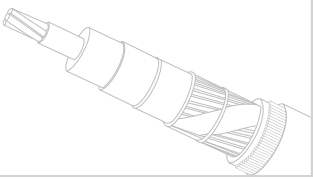

TAPE ARMOURED XLPE H.V. POWER CABLES U0/U(Um)= 36/63(72.5)KV(1)

N2XSYBY/NA2XSYBY

Standard:
IEC 60840 ، VDE 0276-632

Construction :
CU or AL/SCT/SC/XLPE/SC/SCT(WB)/CWS/PET/PVC(Bd)/ ATA/PVC
Stranded and compacted Aluminum or copper conductor
semi-conducting tape
inner semi conductor
XLPE insulation
outer semi conductor
water blocking semi conducting tape
copper wire screen + copper tape applied helically
polyester tape
PVC inner sheath,
Aluminum tape armor
PVC outer sheath (2)

CONSTRUCTIONAL & DESIGN DATA

Conductor & Screen Nominal Cross Section	Conductor Diameter	Insulation Thickness	Diameter over Insulation	Armoure Tape Thickness	Outer Sheath Thickness	Approx. Overall Diameter
No.xmm²	mm	mm	mm	mm	mm	mm
1x185 RM/25	16	10.5	39	0.5	2.7	54
1x240 RM/25	18.4	10.5	42	0.5	2.8	57
1x300 RM/25	20.5	10.5	44	0.5	2.9	60
1x400 RM/35	23.3	10.5	47	0.5	3	63
1x500 RM/50	26.5	10.5	50	0.5	3.1	67
1x630 RM/50	30.2	10.5	54	0.5	3.2	71
1x800 RM/50	34.5	10.5	58	0.5	3.4	76
1x1000 RM/50	39	10.5	63	0.8	3.6	82
1x1200 RM/50	42	10.5	66	0.8	3.7	85

Max .conductor temperature in continuous operation : 90°C
Max . conductor temperature in short circuit.250°C

(1) Dry curing/Dry cooling Dry: Nitrogen gas
(2) HDPE , halogen free and low smoke, chemical resistant, low smoke PVC, anti rodent over sheath. is also available on request .

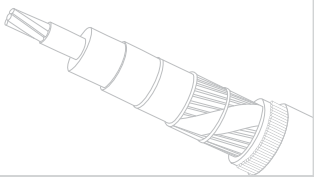

Electrical Characteristics

XLPE HV POWER CABLES U0/U(Um)=36/63(72.5) KV

Core/screen Cross-section	Max.DC resistance of Conductor at 20°C	Max . AC resistance of Conductor at 90°C	Reactance		Capacitance
No.xmm²	Ω/Km	Ω/Km	Ω/Km	Ω/Km	μF/Km
NA2XSY					
1x185 RM/25	0.164	0.208	0.122	0.180	0.165
1x240 RM/25	0.125	0.159	0.117	0.175	0.181
1x300 RM/25	0.100	0.127	0.114	0.172	0.194
1x400 RM/35	0.0778	0.0973	0.109	0.167	0.214
1x500 RM/50	0.0605	0.0782	0.106	0.164	0.234
1x630 RM/50	0.0469	0.0614	0.102	0.160	0.257
1x800 RM/50	0.0367	0.0493	0.098	0.156	0.284
1x1000RM/50	0.0291	0.0396	0.095	0.153	0.311
1x1200RM/50	0.0247	0.0326	0.094	0.152	0.330
NA2XSYRY					
1x185 RM/25	0.164	0.208	0.132	0.190	0.165
1x240 RM/25	0.125	0.159	0.128	0.186	0.181
1x300 RM/25	0.100	0.127	0.124	0.183	0.194
1x400 RM/35	0.0778	0.0973	0.119	0.177	0.214
1x500 RM/50	0.0605	0.0782	0.115	0.173	0.234
1x630 RM/50	0.0469	0.0614	0.112	0.170	0.257
1x800 RM/50	0.0367	0.0493	0.108	0.166	0.284
1x1000RM/50	0.0291	0.0396	0.104	0.162	0.311
1x1200RM/50	0.0247	0.0326	0.103	0.161	0.330
NA2XSYBY					
1x185 RM/25	0.164	0.208	0.128	0.186	0.165
1x240 RM/25	0.125	0.159	0.123	0.181	0.181
1x300 RM/25	0.100	0.127	0.120	0.178	0.194
1x400 RM/35	0.0778	0.0973	0.115	0.173	0.214
1x500 RM/50	0.0605	0.0782	0.111	0.169	0.234
1x630 RM/50	0.0469	0.0614	0.108	0.166	0.257
1x800 RM/50	0.0367	0.0493	0.104	0.162	0.284
1x1000RM/50	0.0291	0.0396	0.102	0.160	0.311
1x1200RM/50	0.0247	0.0326	0.100	0.158	0.330
N2XSY					
1x185 RM/ 25	0.0991	0.127	0.122	0.180	0.165
1x240 RM/ 25	0.0754	0.0973	0.117	0.175	0.181
1x300 RM /25	0.0601	0.0782	0.114	0.172	0.194
1x400 RM /35	0.0470	0.0614	0.109	0.167	0.214
1x500 RM/50	0.0366	0.0493	0.106	0.164	0.234
1x630 RM/50	0.283	0.0396	0.102	0.160	0.257
1x800 RM/50	0.0221	0.0326	0.098	0.156	0.284
1x1000 RM/50	0.0176	0.0276	0.095	0.153	0.311
N2XSYRY					
1x185 RM/ 25	0.0991	0.127	0.132	0.190	0.165
1x240 RM/ 25	0.0754	0.0973	0.128	0.186	0.181
1x300 RM /25	0.0601	0.0782	0.124	0.183	0.194
1x400 RM /35	0.0470	0.0614	0.119	0.177	0.214
1x500 RM/50	0.0366	0.0493	0.115	0.173	0.234
1x630 RM/50	0.283	0.0396	0.112	0.170	0.257
1x800 RM/50	0.0221	0.0326	0.108	0.166	0.284
1x1000 RM/50	0.0176	0.0276	0.104	0.162	0.311
N2XSYBY					
1x185 RM/ 25	0.0991	0.127	0.128	0.186	0.165
1x240 RM/ 25	0.0754	0.0973	0.123	0.181	0.181
1x300 RM /25	0.0601	0.0782	0.120	0.178	0.194
1x400 RM /35	0.0470	0.0614	0.115	0.173	0.214
1x500 RM/50	0.0366	0.0493	0.111	0.169	0.234
1x630 RM/50	0.283	0.0396	0.108	0.166	0.257
1x800 RM/50	0.0221	0.0326	0.104	0.162	0.284
1x1000 RM/50	0.0176	0.0276	0.102	0.160	0.311

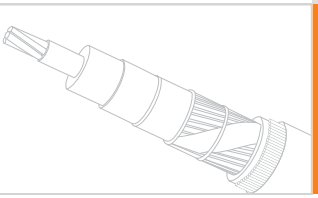

UNARMOURED WATER BLOCKING XLPE H.V. POWER CABLES U0/U(Um)=36/63(72.5)KV(1)

N2XS(FL)2Y/NA2XS(FL)2Y

Standard:
IEC 60840, VDE 0276-632

Construction :
CU or AL/SCT/SC/XLPE/SC/SCT(WB)/CWS/WBT/ALCO/HDPE
Stranded and compacted Aluminum or copper conductor
semi-conductor tape
inner semi conductor
XLPE insulation
outer semi conductor
water blocking semi conducting tape
copper wire screen + copper tape applied helically
water blocking tape
AL copolymer coated tape applied longitudinally
HDPE outer sheath(2)

CONSTRUCTIONAL & DESIGN DATA

Conductor & Screen Nominal Cross Section	Conductor Diameter	Insulation Thickness	Diameter over Insulation	AL copolymer coated Tape thickness	Outer Sheath Thickness	Overall Diameter
No.mm²	mm	mm	mm	mm	mm	mm
1x185 RM/25	16	10.5	40	0.3	2.6	51
1x240 RM/25	18.4	10.5	42	0.3	2.7	54
1x300 RM/25	20.5	10.5	45	0.3	2.8	56
1x400 RM/35	23.3	10.5	48	0.3	2.9	60
1x500 RM/50	26.5	10.5	51	0.3	3	63
1x630 RM/50	30.2	10.5	55	0.3	3.1	67
1x800 RM/50	34.5	10.5	59	0.3	3.3	72
1x1000 RM/50	39	10.5	63	0.3	3.4	76
1x1200 RM/50	42	10.5	66	0.3	3.5	80

Max .conductor temperature in continuous operation : 90°C
Max . conductor temperature in short circuit.250°C

(1) Dry curing/Dry cooling Dry: Nitrogen gas
(2) HDPE , halogen free and low smoke, chemical resistant, low smoke PVC, anti rodent over sheath. is also available on request .

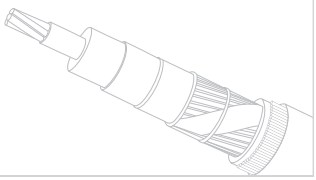

WIRE ARMOURED WATER BLOCKING XLPE H.V. POWER CABLES U0/U(Um)=36/63(72.5)KV(1)

N2XS(FL)2YRY/NA2XS(FL)2YRY

Standard:
IEC 60840, VDE 0276-632

Construction :
CU or AL/SCT/SC/XLPE/SC/SCT(WB)/CWS/WBT/ALCO/PE(Bd)/AWA/PVC
Stranded and compacted Aluminum or copper conductor
inner semi conductor
XLPE insulation
outer semi conductor
water blocking semi conducting tape
copper wire screen plus copper tape applied helically
water blocking tape
AL copolymer coated tape applied longitudinally
PE inner sheath
Aluminum wire armor
PVC outer sheath(2)

CONSTRUCTIONAL & DESIGN DATA

Conductor & Screen Nominal Cross Section	Conductor Diameter	Insulation Thickness	Diameter over Insulation	AL copolymer coated Tape thickness	Armor Wire Dia.	Outer Sheath Thickness	Overall Diameter
No.mm²	mm	mm	mm	mm	mm	mm	mm
1x185 RM/25	16	10.5	40	0.3	2.5	2.9	60
1x240 RM/25	18.4	10.5	42	0.3	3.15	3	64
1x300 RM/25	20.5	10.5	45	0.3	3.15	3.1	66
1x400 RM/35	23.3	10.5	48	0.3	3.15	3.2	70
1x500 RM/50	26.5	10.5	51	0.3	3.15	3.3	73
1x630 RM/50	30.2	10.5	55	0.3	3.15	3.5	78
1x800 RM/50	34.5	10.5	59	0.3	4	3.7	84
1x1000 RM/50	39	10.5	63	0.3	4	3.8	89
1x1200 RM/50	42	10.5	66	0.3	4	3.9	92

Max .conductor temperature in continuous operation : 90°C
Max . conductor temperature in short circuit.250°C

(1) Dry curing/Dry cooling Dry: Nitrogen gas
(2) HDPE , halogen free and low smoke, chemical resistant, low smoke PVC, anti rodent over sheath. is also available on request .

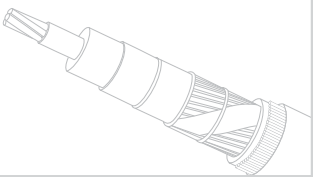

TAPE ARMOURED WATER BLOCKING XLPE H.V. POWER CABLES U0/U(Um)=36/63(72.5)KV(1)

N2XS(FL)2YBY/NA2XS(FL)2YBY

Standard:
IEC 60840 ، VDE 0276-632

Construction :
CU or AL/SCT/SC/XLPE/SC/SCT(WB)/ALCO/PE(Bd)/ATA/PVC
Stranded and compacted Aluminum or copper conductor
inner semi conductor
XLPE insulation
outer semi conductor
water blocking semi conducting tape
copper wire screen plus copper tape applied helically
water blocking tape
AL copolymer coated tape applied longitudinally
PE inner sheath
Aluminum tape armor
PVC outer sheath(2)

CONSTRUCTIONAL & DESIGN DATA

Conductor & Screen Nominal Cross Section	Conductor Diameter	Insulation Thickness	Diameter over Insulation	AL copolymer coated Tape thickness	Armor tape thickness	Outer Sheath Thickness	Overall Diameter
No.mm²	mm	mm	mm	mm	mm	mm	mm
1x185 RM/25	16	10.5	40	0.3	0.5	2.8	57
1x240 RM/25	18.4	10.5	42	0.3	0.5	2.9	60
1x400 RM/35	23.3	10.5	48	0.3	0.5	2.9	62
1x500 RM/50	26.5	10.5	51	0.3	0.5	3.1	65
1x630 RM/50	30.2	10.5	55	0.3	0.5	3.2	69
1x800 RM/50	34.5	10.5	59	0.3	0.5	3.3	73
1x1000 RM/50	39	10.5	63	0.3	0.8	3.5	78
1x1200 RM/50	42	10.5	66	0.3	0.8	3.7	84

Max .conductor temperature in continuous operation : 90°C
Max . conductor temperature in short circuit.250°C

(1) Dry curing/Dry cooling Dry: Nitrogen gas
(2) HDPE , halogen free and low smoke, chemical resistant, low smoke PVC, anti rodent over sheath. is also available on request .

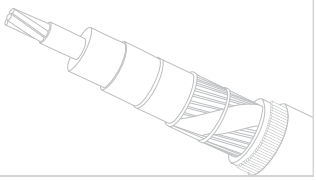

Electrical Characteristics

XLPE HV POWER CABLES U0/U(Um)=36/63(72.5) KV

No. of cores x Cross section Screen cross section	Max.DC resistance of Conductor at 20°C	Max . AC resistance of Conductor at 90°C	Reactance		Capacitance
No.xmm²	Ω/Km	Ω/Km	Ω/Km	Ω/Km	μF/Km
N2XS(FL)2Y					
1x185 RM/ 25	0.0991	0.127	0.123	0.181	0.165
1x240 RM/ 25	0.0754	0.0973	0.118	0.176	0.181
1x300 RM /25	0.0601	0.0782	0.115	0.173	0.194
1x400 RM /35	0.0470	0.0614	0.110	0.168	0.214
1x500 RM/50	0.0366	0.0493	0.106	0.165	0.234
1x630 RM/50	0.283	0.0396	0.103	0.161	0.257
1x800 RM/50	0.0221	0.0326	0.099	0.158	0.284
1x1000 RM/50	0.0176	0.0276	0.096	0.155	0.311
N2XS(FL)2YRY					
1x185 RM/25	0.0991	0.127	0.132	0.190	0.165
1x240 RM/25	0.0754	0.0973	0.129	0.187	0.181
1x300 RM/25	0.0601	0.0782	0.125	0.183	0.194
1x400 RM/35	0.0470	0.0614	0.120	0.178	0.214
1x500 RM/50	0.0366	0.0493	0.116	0.174	0.234
1x630 RM/50	0.283	0.0396	0.113	0.171	0.257
1x800 RM/50	0.0221	0.0326	0.110	0.168	0.284
1x1000 RM/50	0.0176	0.0276	0.106	0.164	0.311
N2XS(FL)2YBY					
1x185 RM/25	0.0991	0.127	0.129	0.187	0.165
1x240 RM/25	0.0754	0.0973	0.124	0.182	0.181
1x300 RM/25	0.0601	0.0782	0.120	0.178	0.194
1x400 RM/35	0.0470	0.0614	0.116	0.174	0.214
1x500 RM/50	0.0366	0.0493	0.112	0.170	0.234
1x630 RM/50	0.283	0.0396	0.108	0.166	0.257
1x800 RM/50	0.0221	0.0326	0.105	0.163	0.284
1x1000 RM/50	0.0176	0.0276	0.103	0.161	0.311
NA2XS(FL)2Y					
1x185 RM/25	0.164	0.208	0.123	0.181	0.165
1x240 RM/25	0.125	0.159	0.118	0.176	0.181
1x300 RM/25	0.100	0.127	0.115	0.173	0.194
1x400 RM/35	0.0778	0.0973	0.110	0.169	0.214
1x500 RM/50	0.0605	0.0782	0.106	0.165	0.234
1x630 RM/50	0.0469	0.0614	0.103	0.161	0.257
1x800 RM/50	0.0367	0.0493	0.099	0.158	0.284
1x1000 RM/50	0.0291	0.0396	0.096	0.155	0.311
NA2XS(FL)2YRY					
1x185 RM/25	0.0991	0.127	0.132	0.190	0.165
1x240 RM/25	0.0754	0.0973	0.129	0.187	0.181
1x300 RM/25	0.0601	0.0782	0.125	0.183	0.194
1x400 RM/35	0.0470	0.0614	0.120	0.178	0.214
1x500 RM/50	0.0366	0.0493	0.116	0.174	0.234
1x630 RM/50	0.283	0.0396	0.113	0.171	0.257
1x800 RM/50	0.0221	0.0326	0.110	0.168	0.284
1x1000 RM/50	0.0291	0.0396	0.106	0.164	0.311
NA2XS(FL)2YBY					
1x185 RM/25	0.164	0.208	0.129	0.187	0.165
1x240 RM/25	0.125	0.159	0.124	0.182	0.181
1x300 RM/25	0.100	0.127	0.120	0.178	0.194
1x400 RM/35	0.0778	0.0973	0.116	0.174	0.214
1x500 RM/50	0.0605	0.0782	0.112	0.170	0.234
1x630 RM/50	0.0469	0.0614	0.108	0.166	0.257
1x800 RM/50	0.0367	0.0493	0.105	0.163	0.284
1x1000 RM/50	0.0291	0.0396	0.103	0.161	0.311

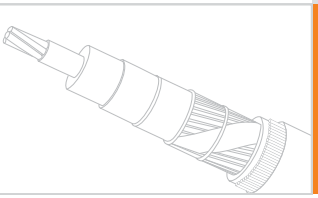

Note: